


Simply
Rounds
a collect. show

VH
Jun 2017

Simply a round. 1

Handwritten musical score for 'Simply a round. 1'. The score is written on five staves. The first two staves are in 3/4 time, and the last two staves are in 4/4 time. The lyrics are: 'Sim- pli- ci- ty (a)'. The score includes various musical notations such as notes, rests, and bar lines. There is a large 'X' mark on the third staff in the first measure. The score is divided into two systems by a vertical line.

Repeating with  overall

Simply a round, 2

Handwritten musical notation for the first system. It consists of two staves in G major (one sharp) and 2/4 time. The melody is written on a treble clef staff. The lyrics are: "sim-ple | sim-ple | sim-ple | sim-ple | sim-ple | sim-ple | sim-ple". The word "simple" is written in a smaller, more compact font for the last three measures. There are two circled dots at the end of the system, one on each staff.

Handwritten musical notation for the second system. It consists of two staves in G major and 2/4 time. The melody continues on the top staff with lyrics: "ple. | sim-ple | sim-ple | sim-ple | sim-ple | sim-ple | sim-ple". The word "ple." is written in a smaller font. The bottom staff continues the melody with lyrics: "sim-ple | sim-ple | sim-ple | sim-ple | n.b. | ple | sim-ple | sim-ple". The word "n.b." is written in a smaller font.

Handwritten musical notation for the third system. It consists of two staves in G major and 2/4 time. The melody continues on the top staff with lyrics: "sim-ple | sim-ple | sim-ple | sim-ple | n.b. | sim-ple | sim-ple | sim-ple | sim-ple.". The word "n.b." is written in a smaller font. The bottom staff continues the melody with lyrics: "sim-ple | sim-ple | sim-ple | sim-ple | ple | sim-ple | ple | sim-ple | sim-ple.". There are two circled dots at the end of the system, one on each staff.

repeat
with exchange
of voices

accelerate @ each repetition

Simply a round. 3

1. **f**

simpl simpl simpl simpl simpl

*continue a piacere before changing
when more than 1-voice on a part,
changes may be made individually*

2. **f**

simpl simpl simpl simpl . . .

3.

3.

4.

5.

6.

7.

8.

1.

2.

3.

4.

5.

6.

7.

8.

*simpl simpl simpl.
then start-up again*

*let every-
one finish
(irregular)*

*sharp cut-off
together*

continual fine

Simply a round - 4

for 3, 5, 7, or 9 voices

The musical score consists of seven systems of staves. The first system has one staff with a bass clef, a whole note, and a fermata. The second system has two staves with bass clefs, each with a whole note and a fermata. The third system has two staves with bass clefs, each with a whole note and a fermata. The fourth system has two staves with bass clefs, each with a whole note and a fermata. The fifth system has two staves with bass clefs, each with a whole note and a fermata. The sixth system has two staves with bass clefs, each with a whole note and a fermata. The seventh system has two staves with bass clefs, each with a whole note and a fermata. The notes are mostly whole notes with fermatas, and the staves are connected by brackets on the left side.

modes of play :

straight-to-e
back to begin again

proceed backwards
from last line

first 3 lines, then return

then 5 lines, "






then 7 lines, "

then 9 lines, "

7 Simply a round .5



Simply a round



to end just let run out



Simply a round*. 6

Sim-pl round

Handwritten musical notation for 'Simply a round'. The piece is written on two staves. The top staff has a treble clef and a key signature of one sharp (F#). The bottom staff has a treble clef and a key signature of one flat (Bb). The music consists of two parts: a 'Simple round' and a 'not really a round' section. The 'Simple round' section is marked with a '7' time signature and features a melody that repeats. The 'not really a round' section is marked with an asterisk and a '7' time signature. The piece ends with a double bar line, followed by a final note with a flat. An arrow points to this final note with the text 'if continuing'.

simpl round

*not really a round

stop here

if continuing